


WS72 Adjustable 600v Secondary Mid Span Stripper

Instruction Sheet

Warning! Always use OSHA/ANSI or other industry approved eye protection when using tools. This tool is not to be used for purposes other than intended. Read carefully and understand instructions before using this tool.



The **Utility Tool** WS 72 tool will mid span strip 600 volt insulated wire, including USE, THHN, XHHW, and other constructions. The tool's cable size range is .5" - 1.3" OD (12.7mm - 33mm OD); 1/0 to 1000mcm conductor (50mm² - 500mm²).

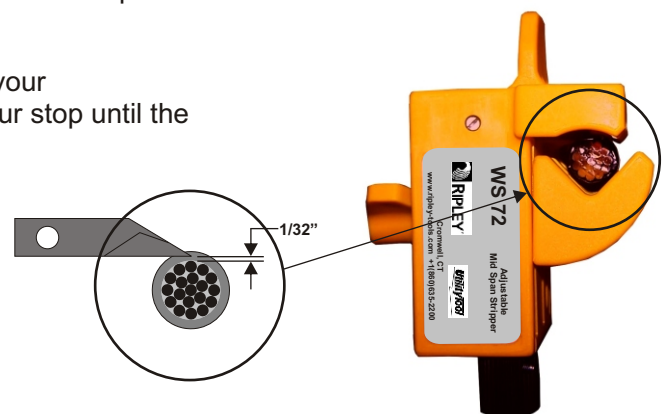
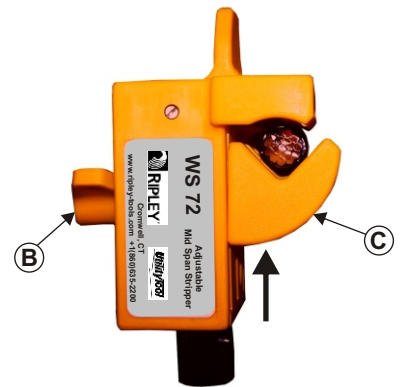
The tool is designed with two adjustment features. The sliding jaw secures cables of various diameters. The indexing blade depth control allows precise blade depth settings for different insulation thicknesses.



Knob A: Rotate CW to #1

Operating Instructions

1. Set the blade depth adjustment knob(A) to the #1 Position.
2. Loosen the jaw locking knob(B) to open the jaw.
3. Place the tool on the cable where insulation removal is to take place. Lock the cable in the tool with the sliding jaw(C).
4. Turn the tool clockwise to begin insulation removal. After one turn, observe if a full chip of insulation is removed, revealing the conductor. This indicates adequate blade depth.
5. If the #1 setting is too shallow, index the blade to the #2 position, re-position the tool on the cable diameter, and repeat step 4. The blade is designed to remove the insulation without conductor damage. The final blade depth setting is typically 1/32" (0.8mm) above the conductor. Each index position moves the blade incrementally .020"(0.5mm) deeper.
6. When the desired insulation strip length is reached, use your left thumb or hand as a tool stop. Run the tool against your stop until the chip breaks off. Do not reverse tool rotation.



Replacement Blade: CB-272 (p/n 42137)



WARRANTY: RIPLEY warrants its products against defective materials and workmanship for a period of one year from date of shipment from the RIPLEY factory provided the product is utilized in accordance with instructions and specified ratings.



46 Nooks Hill Road, Cromwell, CT 06416 USA ~ Phone: 800-528-8665 ~ Int'l: (01) 860-635-2200
 Fax: (01) 860-635-3631 ~ E-mail: info@ripley-tools.com ~ Internet: www.ripley-tools.com



42139 rev 1
 12-01-12 ff